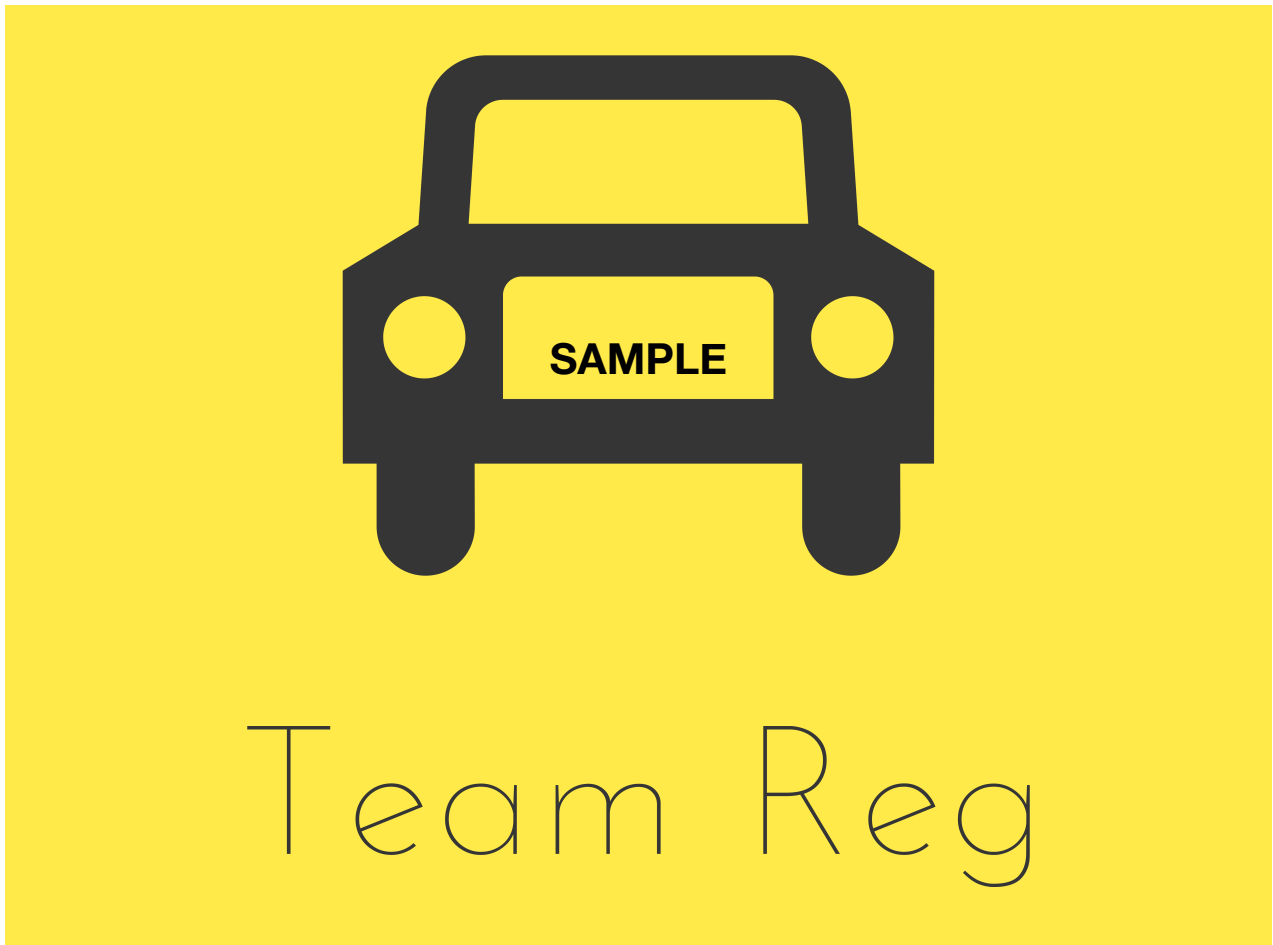

TEAM REG

Congratulations On Your Purchase



Thank you for your purchase from Team Reg of your registration number SAMPLE

You can assign the registration online. After that DVLA will send a replacement log book for the vehicle but with the new private number assigned to it.

Online

You will need details from:

- The log book (V5C) of the vehicle you're assigning the number to
- Your V750W certificate number which is in the instructions below - we post a hard copy of the V750W

The number will usually be assigned immediately and a form will be provided so you can get your number plates printed.

Assign a number online using the link below - this service should be available daily 7 am - 7 pm.

<https://www.personalisedvehicleregistration.service.gov.uk/assign/vehicle-lookup>

After you assign a private number

You will be sent:

- A new log book(V5C) – it can take 4-6 weeks to arrive from DVLA

You must:

- Put new number plates on the vehicle before you drive it
- Tell your insurance company your new registration number

You can keep the original registration number and plates – they will be reassigned to the vehicle when you take off the private number.

You must not sell or get rid of a vehicle until you get the new log book.

How to Assign Your Registration Online - Using The Link Above

The screenshot shows the GOV.UK website interface for assigning a registration number. At the top, there is a black header with the GOV.UK logo and the text "Put a registration number on a vehicle". Below this is a blue bar with the word "BETA" in white and the text "This is a new service - [your feedback](#) will help us to improve it". The main heading is "Registration number going onto the vehicle". Below this, there is a text prompt: "Please enter the registration number in the box below". There is an empty text input box with a black arrow pointing to it from the text "Enter Your Purchased Reg Here". Below the input box is a small text note: "This is the registration number you want to add e.g. ABC 123". The next question is "Are you the grantee or purchaser of this registration number?". There are two radio button options: "Yes, I am the grantee / purchaser" and "No, I am a business and have consent to act on behalf of the grantee / purchaser". A black arrow points to the first option with the text "Tick This Option".


Vehicle details

Current vehicle registration number

The registration number you want to replace

Enter Reg Of Vehicle You Are Replacing



Latest V5C registration certificate (logbook) document reference number 

The 11 digit number found on the V5C registration certificate (logbook) with no spaces

Keeper postcode




The postcode of the registered keeper as it appears on the V5C registration certificate (logbook)

Next

Certificate details

Certificate or document reference number

Please enter the 14 to 20 digit number from:

- the online retention service, 
- the V750 certificate of entitlement or 
- the V778 retention document. 

Box 1 Box 2 Box 3 Box 4

Existing vehicle details

The current registration being replaced:



Enter The Ref. No. Here



Postcode

The postcode from the V750 certificate of entitlement, V778 retention document or confirmation email, if you have taken the registration number off online

COMING SOON
Enter Our Postcode



Next

[Exit](#)

Confirm keeper information

Registered keeper
MR CRAIG MATTHEWS

Address



▶ [Incorrect details?](#)

The registration number going on the vehicle:



Existing vehicle details

Your personal registration number is being placed on the vehicle below:

Vehicle make:
MERCEDES-BENZ

Vehicle model:
ML350 SPT CDI BLUEEF-CY A

The current registration being replaced:



Consent

I, the grantee, confirm this registration number can go onto this vehicle

← Select If All Looks Good

Email options

Do you want to receive an email with a summary of the transaction?

← Say Yes And You Will Get Form To Print Plates

Thank You for your purchase if you have any problems assigning the number plate online to your vehicle email us for assistance - info@teamreg.co.uk

A hard copy of your V750W will follow in the post for your records.